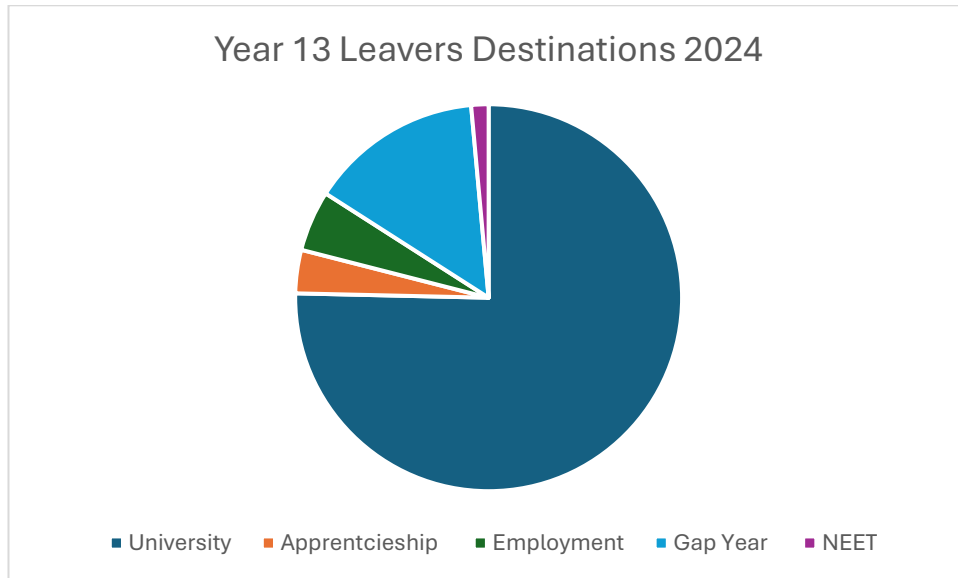


Destination Data 2024 - Year 13 Leavers 2024



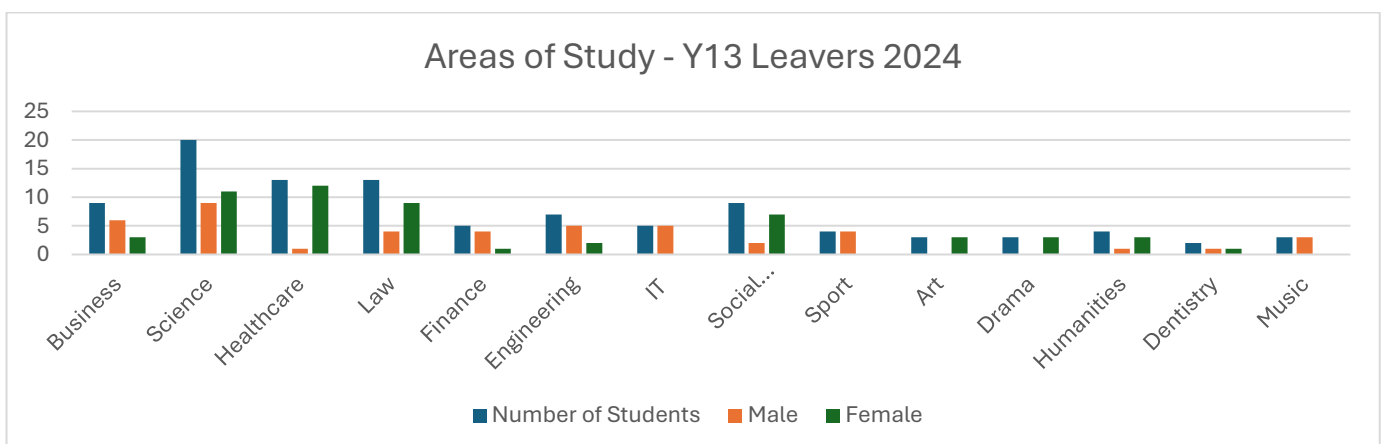
	Number	Percentage
University	104	75.4
Apprenticeship	5	3.6
Employment	7	5.1
Gap Year	20	14.5
NEET	2	1.4
Total Number of students	138	100

Observations from 2024 results and destinations

- More students are choosing to re-sit exams, all are students who had applied and still hope to go to university.
- All Gap year students are working either part time, full time or in a volunteering role.
- More clearing places were available for those who narrowly missed out on grades, particularly in healthcare courses.
- Universities wanted to interview for clearing courses, rather than giving immediate offers.
- All apprenticeships have been found after results day, students did not receive apprenticeship offers before results day (although most had not applied).
- SEND and disadvantaged destination data is excellent.

University Courses

Below are the most popular university areas of study.

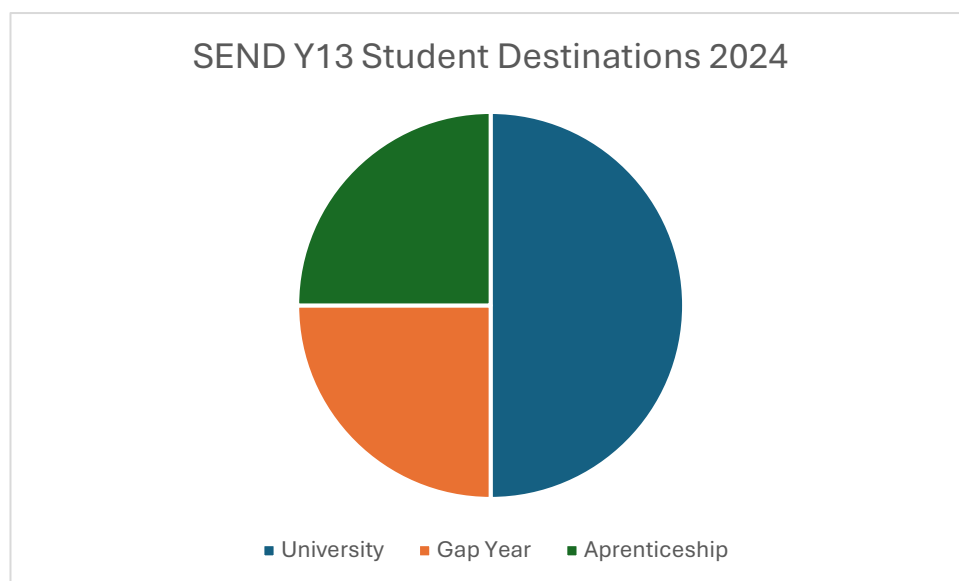


University Courses

Popular university areas of study by field and gender.

Area of Study	Total Number of Students	Male	Female
Business	9	6	3
Science	20	9	11
Healthcare	13	1	12
Law	13	4	9
Finance	5	4	1
Engineering	7	5	2
IT	5	5	0
Social Science	9	2	7
Sport	4	4	0
Art	3	0	3
Drama	3	0	3
Humanities	4	1	3
Dentistry	2	1	1
Music	3	3	0

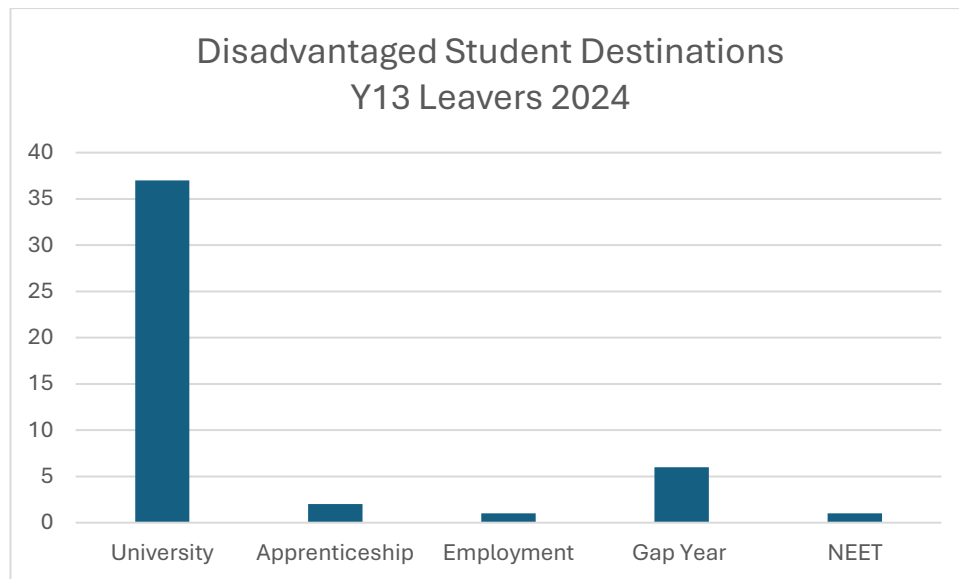
SEND Student Destinations 2024



- Gap year student is involved in volunteering and deciding next steps after significant mental and physical health complications during A Levels.

Disadvantaged Student Destinations

Disadvantaged covers those in receipt of free-school meals, those who are pupil premium and those who are awarded the discretionary bursary.



Destination	Number of students
University	37
Apprenticeship	2
Employment	1
Gap Year	6
NEET	1
Total	47