

STUDENT ENROLMENT FORM

“HOW -TO GUIDE”



STUDENT ENROLMENT



STEP 1: LOGIN

STEP 2: BEGIN ENROLMENT FORM

STEP 3: REVIEW & CONFIRM COURSES

STEP 4: SUBMIT ENROLMENT FORM



NEW APPLICATION

Welcome to the Sixth Form at Horsforth.

If you are currently at Horsforth School you will apply directly through school please **DO NOT** complete this online application form.

If you are **NOT** currently at Horsforth School please complete this application form.

[External Applicants Apply Here](#)

Existing Users

Username or Email address

Password

Remember Me

[Login](#)

[Forgot your password?](#)
[Trouble logging in?](#)

LOGIN

1

Go to your Admissions+ portal

2

Login using your email address & password.

3

Please check your emails for your username & password or use the “forgot your password” link

Admissions⁺

Powered by applicaa



Form Status

Completed

Offer status

Pending

Reference Status

Opened

Subjects you wish to study
Spanish A Level, Sociology A Level,
A Level Mathematics



BEGIN ENROLMENT FORM

Click to begin the enrolment phase of
your application.

CONFIRM YOUR ACHIEVED GRADES

You will need to confirm your grades and make sure that you change them from "Predicted" to "Achieved".

Sure!

Type	Title	Grade	Status	Qualification Level	Received date
GCSE	Ancient History	9	Predicted		
GCSE	Arabic	7	Predicted		
GCSE	Art and Design (Fine Art, Photography, Graphics)	6	Predicted		
GCSE	Astronomy	8	Predicted		
GCSE	Bengali	9	Predicted		

Check and change each grade as needed (points to Grade column)

Set the status to "achieved" (points to Status column)

Set the date you received your results (points to Received date column)

Add any additional qualifications if applicable (points to Add grade button)

Upload documents here:
Copy of exam results

Choose file No file chosen

Take a picture of your exam results sheet and attach it here by clicking "choose file"

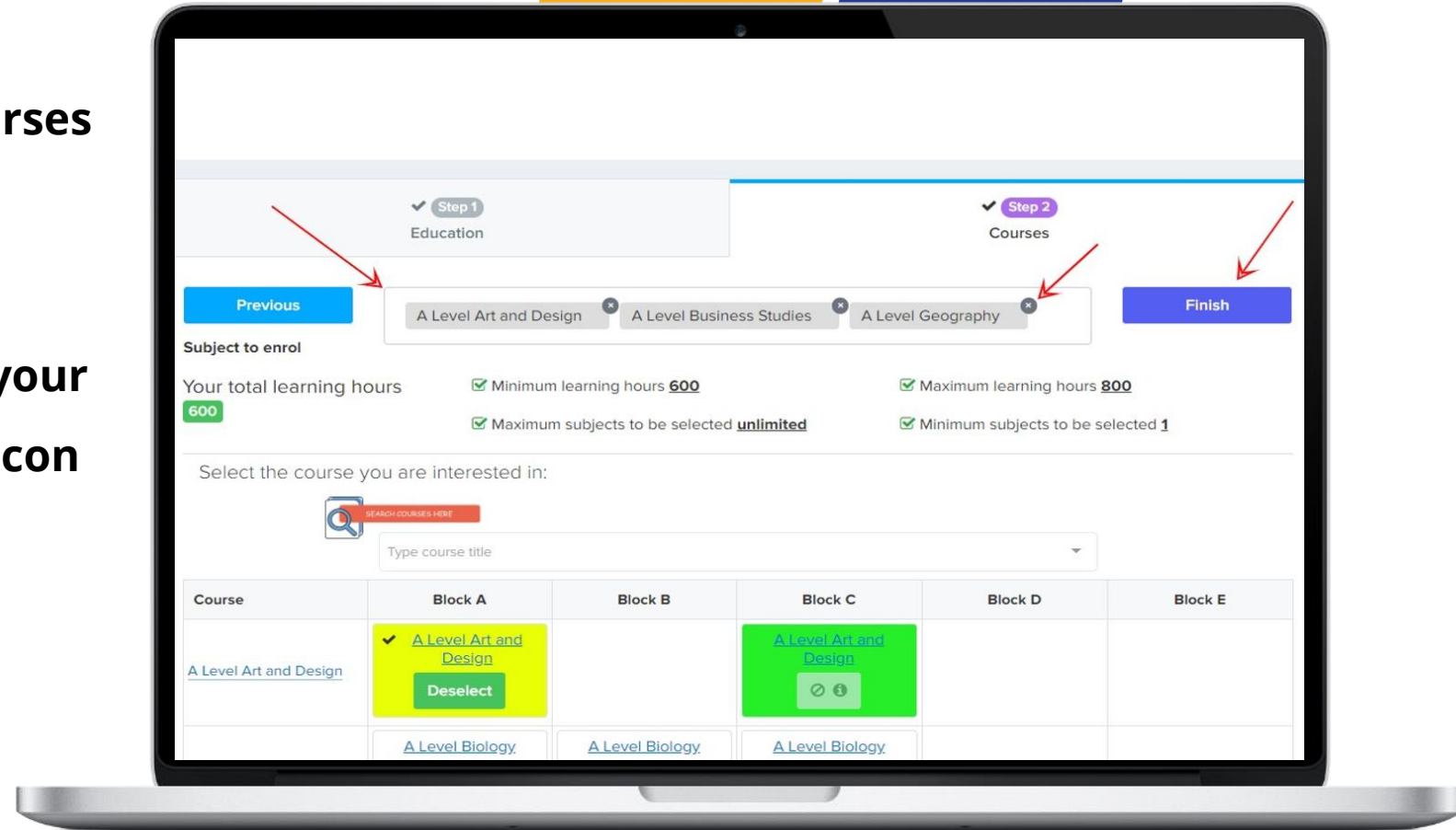
REVIEW & CONFIRM COURSES

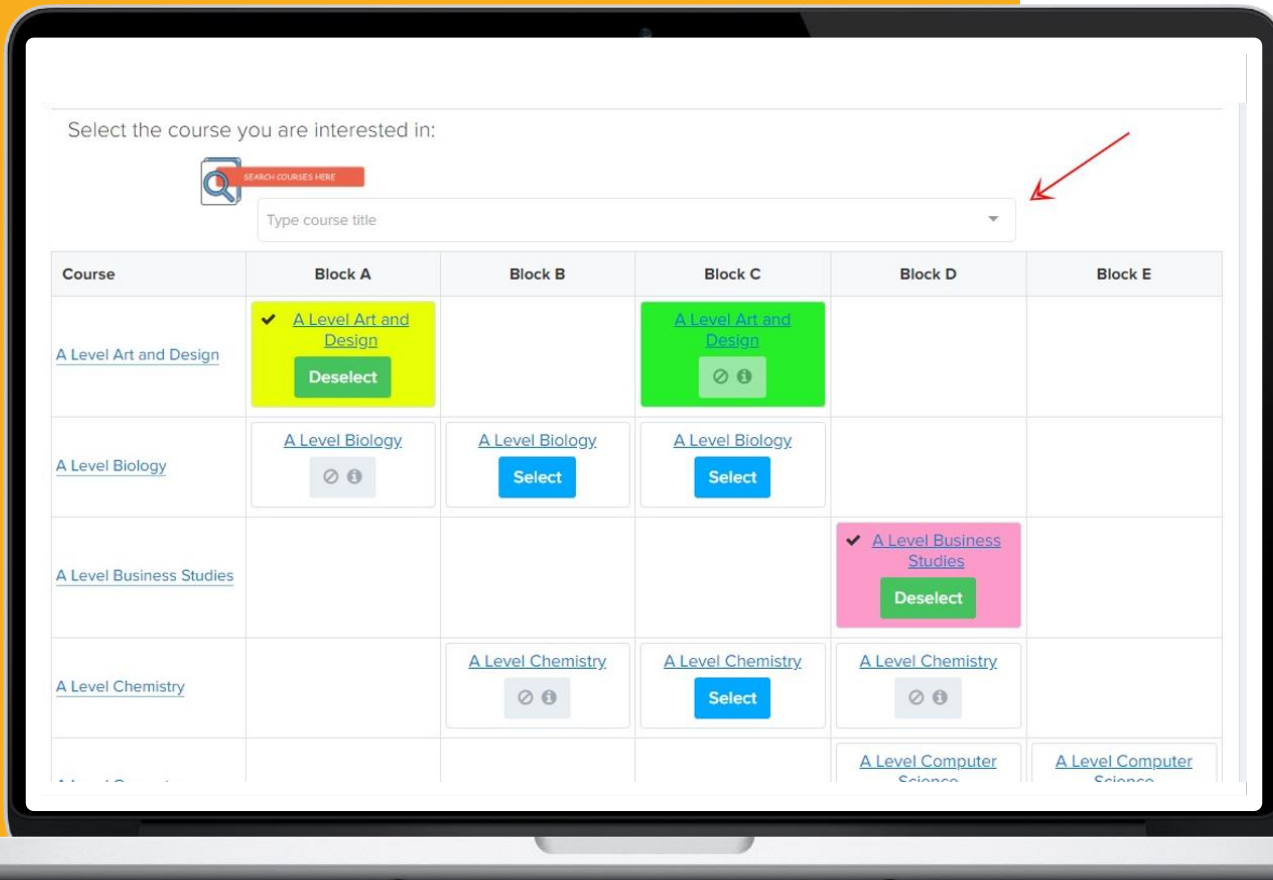
1

Review and confirm the courses you have chosen to study

2

If you would like to modify your course choices, click the 'x' icon on the course you want to remove





Search for new courses:

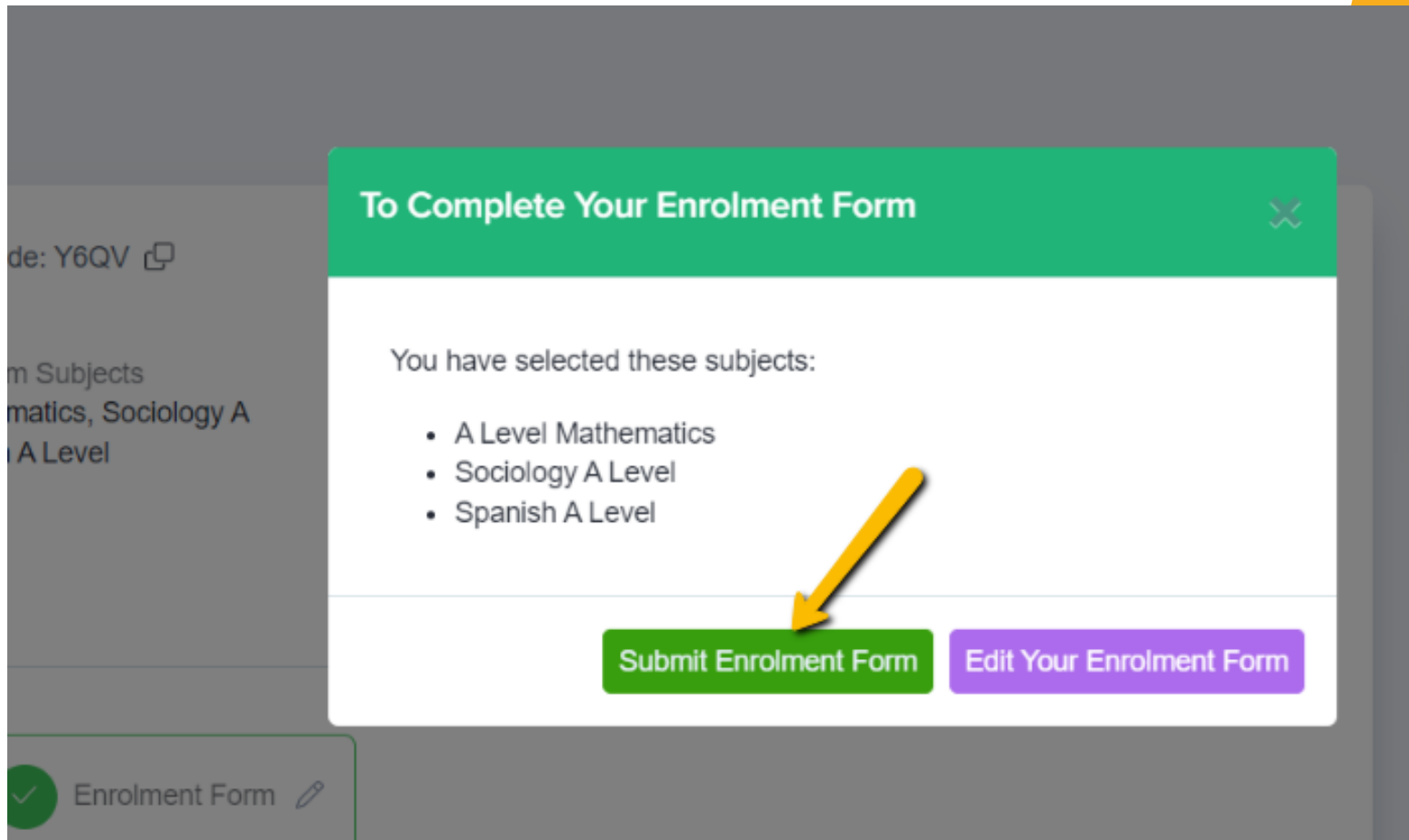
- 1 Scroll through the list of courses in the table
- 2 Use the search bar

Select the course you would like to study and click 'Finish' on the top right hand corner to submit the courses you would like to study.

REVIEW & CONFIRM COURSES

SUBMIT ENROLMENT FORM

Click 'Submit Enrolment Form' to save your changes and submit the Enrolment Form to the school.



The screenshot displays a modal dialog box titled "To Complete Your Enrolment Form" with a close button (X) in the top right corner. The dialog contains the text "You have selected these subjects:" followed by a bulleted list of subjects: "A Level Mathematics", "Sociology A Level", and "Spanish A Level". Below the list are two buttons: a green "Submit Enrolment Form" button and a purple "Edit Your Enrolment Form" button. A yellow arrow points to the "Submit Enrolment Form" button. In the background, a sidebar shows a list of subjects including "A Level Mathematics, Sociology A Level, Spanish A Level" and a green checkmark next to "Enrolment Form".

To Complete Your Enrolment Form

You have selected these subjects:

- A Level Mathematics
- Sociology A Level
- Spanish A Level

Submit Enrolment Form Edit Your Enrolment Form



THANK YOU